




# GLASAL


Panneau de façade lisse pour revêtement fonctionnel, doté d'une couche de finition émaillée extrêmement dure.




500 Blanc feldspath



511 Coquillage



524 Gris étain



700 Pierre blanche




712 Opaline




775 Fleur de cerisier




783 Brun beige




786 Rouge acajou



787 Bleu acier



788 Noir graphite




793 Gris roche




794 Rouge lave



795 Vert tender



798 Blanc craie




800 Ivoire



801 Beige



802 Grès



803 Pegmatite